

Match the traffic signs

Instruction

Identify which traffic signs these sections are taken from. Look at the top set of traffic signs and the bottom set of sections, and match them up.



1



2



3



4



5



6



7



8




9



1




2



3



4




5



6



7



8



9

How did you find this exercise? Easy OK Hard What strategies did you use?